



 **Quant**

Intelligent Retail Platform



DEVELOPED SINCE
2003

30 000+
Stores Managed
In Quant

Momentum
Leader
At G2

120+
Happy
Customers

ISO/IEC 27001:2022
Certified

50+
Countries



C&A



Keells

Lagardère
TRAVEL RETAIL

Made in EU

Support in
EN / ES / FR / DE
IT / CZ / SK

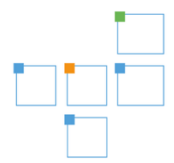
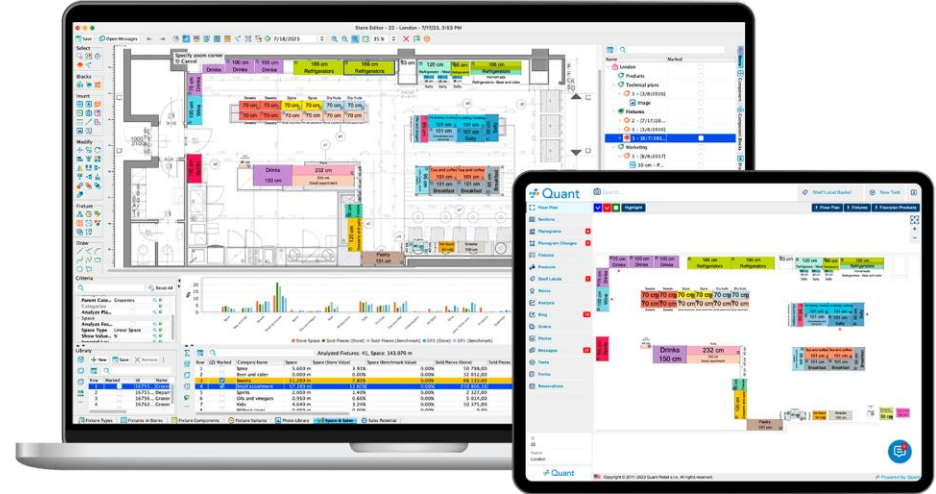
Fully
Integrated
Platform

20+
Case Studies

Floor Planning – Store Layouts

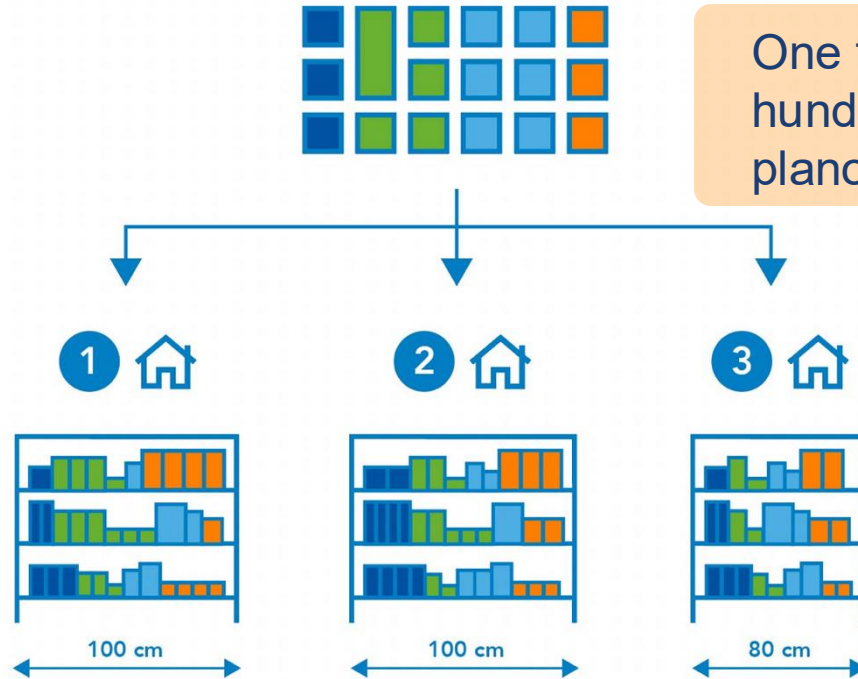


- Integrated floor planning
- Fixture overview
- Multi-layer floorplans and seasonality
- Space to sales analysis

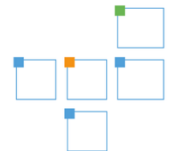


Store Specific Planograms

- Planograms tailored to specific stores generated from template.
- Taking sales data of each store into consideration.
- Increase in Sales.
- Reducing Overstock.
- Less errors in planogram implementation.



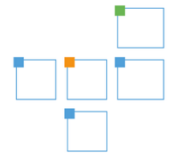
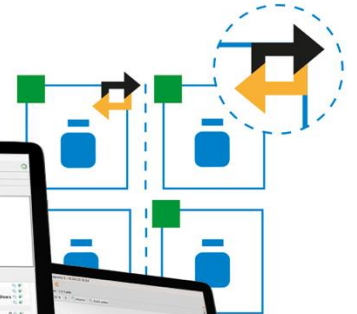
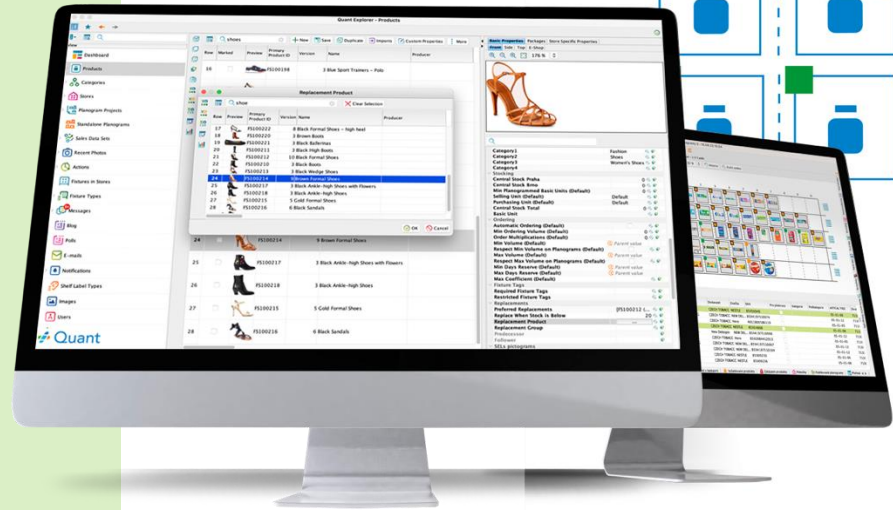
One template,
hundreds of
planograms



Automatic Planogram Updates



- Determining the right moment to replace product A with product B is not always simple.
- Thanks to the AI, we can change the display in each store individually at the most convenient time so that the original product is sold out.

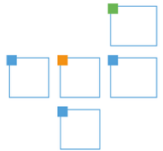


Demand Planning – Forecasting



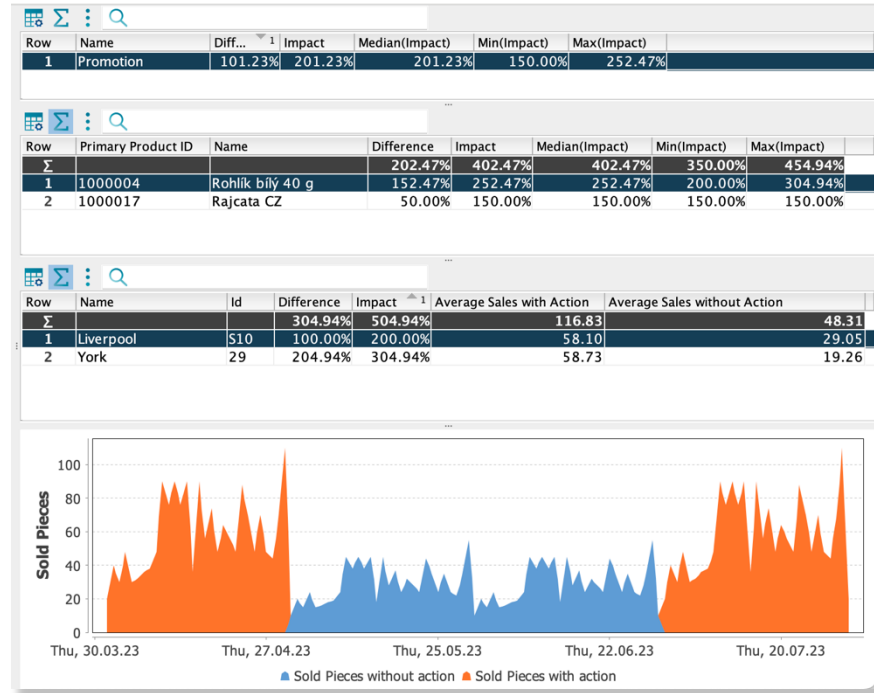
Using the AI, we can create daily demand forecasts for thousands of products in hundreds of stores on a daily basis based on factors such as:

- Historic sales
- Day of the week
- Part of the month (before or after payroll?)
- Day of the year (holidays, back to school)
- Promotion, weather, discounts, ...
- Sales of similar products



Promotions are one of the key tools to influence purchasing behaviour.

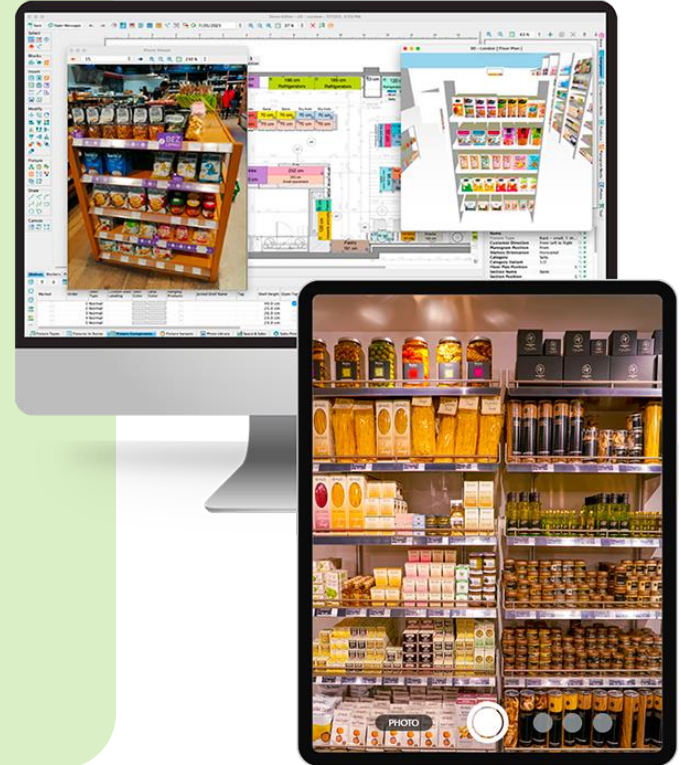
- Can we evaluate the impact of the promotion in a broader context?
- Repeating the same promotions is risky.
- With the AI, we can more effectively evaluate what impact a promotion has had and estimate what impact it will have.



Planogram & Store Compliance



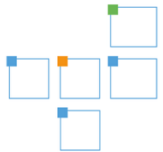
- Easily accessible and high-quality documentation of stores is useful in making many decisions.
- Photos uploaded from different places and devices are immediately accessible for preview for central office.
- Image Recognition enables automatic comparison of a planogram and its implementation photo.
- Built-in artificial intelligence.
- Evaluation of planogram compliance in real time.
- Instant feedback and results.



Quant offers an integrated Task Management to cover the management, planning and successful implementation of more complex tasks requiring cooperation of several users.

Main benefits:

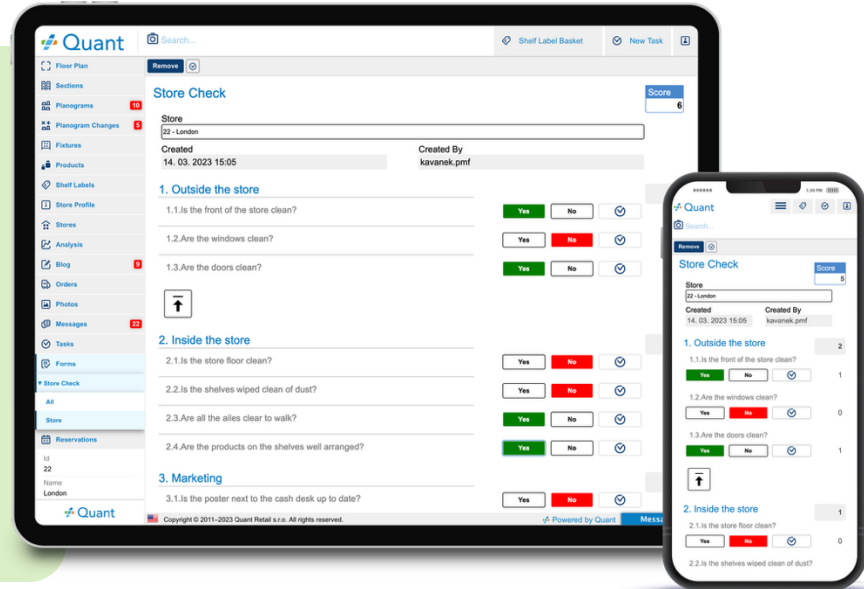
- Complex tasks may be broken down into less complicated subtasks.
- Easy setting of dates, priorities and responsible persons.
- Automatic notifications.
- Automatic links to the context in which the task occurred.



Quant allows you to create forms to publish questionnaires or surveys such as store check forms. It is easy to specify score of each answer and attach photos.



- Task management is integrated with Forms so you can create a linked task if an answer needs further resolution.
- It is possible to follow the list of completed forms and their results directly on the Quant web or in Quant Desktop.

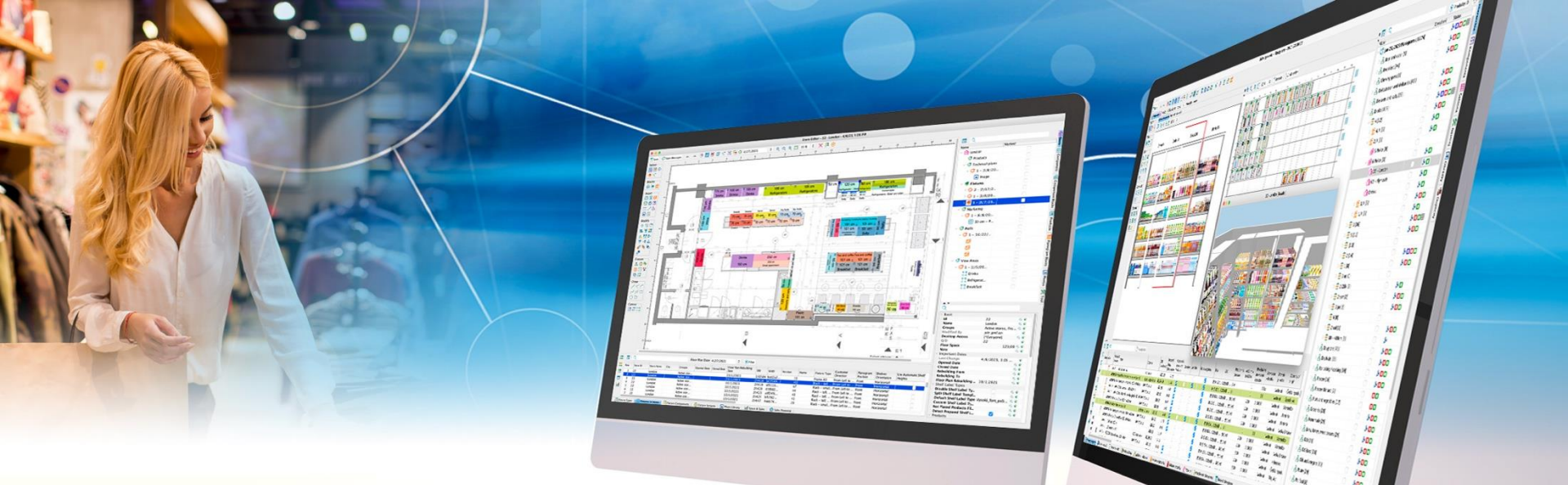


Shelf Labels

- Automatic detection of changes.
- Information on product position as a part of a shelf label.
- Saving of staff time and printing costs.
- Entirely flexible design of shelf labels.
- Design change in minutes thanks to integrated shelf label editor.
- Support for duplex and printing on perforated paper.
- Possibility to publish shelf labels in advance, few days before the sale starts.

Print time 03. 11. 2017 10:57:15		1 / 2			
Shelf number: 1	Tea Biscuits % Country of origin: 15,00 Kč Equipment name: A01 Original Price: 18,00 Kč Category: Sladké Unit price: 30 Kč/100 g Amount: 50 g Supplier: Breakfast Smile	Number of pieces horizontally: 3 Number of pieces vertically: 1 Number of pieces into depth: 10	Shelf number: 1	Choco Chips Country of origin: 12,00 Kč Equipment name: A01 Category: Sladké Unit price: 10 Kč/100 g Amount: 120 g Supplier: Breakfast Smile	Number of pieces horizontally: 4 Number of pieces vertically: 1 Number of pieces into depth: 10
Shelf number: 2	Valentinky Deluxe Country of origin: 39,00 Kč Equipment name: A01 Category: Sladké Unit price: 26 Kč/100 g Amount: 150 g Supplier: Breakfast Smile	Number of pieces horizontally: 3 Number of pieces vertically: 1 Number of pieces into depth: 10	Shelf number: 2	Vaffle % Country of origin: 25,00 Kč Equipment name: A01 Original Price: 29,00 Kč Category: Sladké Unit price: 12,5 Kč/10 g Amount: 20 g Supplier: Breakfast Smile	Number of pieces horizontally: 4 Number of pieces vertically: 1 Number of pieces into depth: 30

Shelf number: 1	Tea Biscuits % Country of origin: 15,00 Kč Equipment name: A01 Original Price: 18,00 Kč Category: Sladké Unit price: 30 Kč/100 g Amount: 50 g Supplier: Breakfast Smile	Number of pieces horizontally: 3 Number of pieces vertically: 1 Number of pieces into depth: 10	Shelf number: 1	hoco Mix Country of origin: 32,00 Kč Equipment name: A01 Category: Sladké Unit price: 8 Kč/100 g Amount: 80 g Supplier: Sweet World	Number of pieces horizontally: 3 Number of pieces vertically: 1 Number of pieces into depth: 15
Shelf number: 2	Vanilka % Country of origin: 25,00 Kč Equipment name: A01 Original Price: 28,00 Kč Category: Sladké Unit price: 25 Kč/100 g Amount: 80 g Supplier: Sweet World	Number of pieces horizontally: 3 Number of pieces vertically: 1 Number of pieces into depth: 10	Shelf number: 2	Donbon Mix % Country of origin: 25,00 Kč Equipment name: A01 Original Price: 28,00 Kč Category: Sladké Unit price: 25 Kč/100 g Amount: 80 g Supplier: Sweet World	Number of pieces horizontally: 2 Number of pieces vertically: 1 Number of pieces into depth: 15



Case Studies

Dr.Max Case Study

[Read Case Study](#)



Optimizing inventory.

Calculating the number of products on display according to their own algorithms.

The possibility of having various supply regimes.

Information on minimum, optimal and maximum capacities used in automatic orders.

MAIN BENEFITS OF AUTOMATIC ORDERS

In addition to automatic orders, we use automatic data export from Quant for the data warehouse, BI and POS (Farmis).



AFTER PUBLISHING PLANOGRAMS:

- **New information needed for displays is uploaded.**
- **The safety stock is increased by the Face quantity on display.**
- **The required safety stock is lowered for products that have been taken out of display.**
- **Product display changes are tagged for easier orientation and search.**
- **New products will be included for printing shelf price tags.**



- **Customer since 2013**
- **450+ pharmacies in the Czech Republic**
- **150 000+ products in Quant database**

Dr.Max⁺

Notino Case Study

[Read Case Study](#)

“Thanks to the introduction of planograms and the optimization of store layouts, we were able to unify the displayed assortment and reduce the overstock of stores by 30%. Quant also helped us to significantly reduce the time needed to open new stores.”

Markéta Vojáčková | Category Specialist, Notino



from 6 days to 2
days

Reduction of the time
needed to stock a store



30%

Reduction of the
overstock of stores



- 24 brick-and-mortar stores in 8 countries
- 5 000+ products
- 200+ suppliers

NOTINO

Sportisimo Case Study

[Read Case Study](#)

“

“What I particularly appreciate about working with Quant Retail is their very flexible approach to problem solving. The product is being constantly and rapidly innovated and improved based on our mutual knowledge. Thanks to this we could start using planograms and automatic replacements also in fast fashion categories, where basically no one has tried this level of automation in the retail market before.”

Tomáš Borek | Commercial Director, Sportisimo



Increase the efficiency
of our stores



Efficient inventory
management



- Customer since 2017
- 220 stores
- 300,000 products
- 600 brands

SPORTISIMO

Keells Case Study

[Read Case Study](#)

“

“After working with Quant, we have realized the numerous advanced features it possesses. It has enabled us to make quicker and better decisions in our day-to-day work as a Space Manager. Quant has helped us to manage the workload more efficiently with fewer people working on the display team.”

Uditha Chathuranga
Assistant Manager – Space Management, Keells



Easy & fast way to create and publish planograms



More efficient store management



- Customer since 2021
- 130+ stores
- 7 000+ SKUs
- 170+ display categories

Keells

LKQ Case Study

[Read Case Study](#)



“In the spring of 2016, we first became acquainted with the Quant software. In addition to creating efficient floor plans and planograms, it also offered distribution and control over their implementation. A great benefit was the web application for internal communication with stores.”

Linda Michaličková | Category & Merchandising manager



Central and effective change management in planograms.

The intuitiveness of working in the web application.

All information associated with the sales area is available in one place.

Printing of Shelf Edge Labels from the Quant web application.



- **Customer since 2016**
- **100+ stores**
- **300+ services in the Auto Kelly Auto Service Network**
- **Warehouse with almost 1,2 million items of goods**

LKQ

Do It Center Case Study

[Read Case Study](#)



“The most significant result was the complete implementation of the Shelf Label Management. We are still far from completing the implementation of planograms, but the entire process is well defined and deployed.”

Michael Cohen | CEO



A more organised Shelf Labels change process.

Deployment of Quant Task Management.

Overview of implementation in stores.

Easier communication with stores.

Better customer experience.



- **Founded in 1990**
- **26 hobby markets**
- **Average store size 3,000 m²**
- **25,000 products in the database**

5–15%

Increase in Sales



**Increase
Sales**

The majority of companies using Quant have seen a 5–15% increase in sales in key categories.

20–30%

Reducing Overstock



**Reduce
Overstocks**

Reducing overstocks in stores by 20–30% is one of the most common results about a year after deploying Quant.

40–60%

Operations Time Saving



**Store specific
planograms**

Thousands of automatically generated optimized planograms from user-defined templates for each store.

120+ happy customers in 50+ countries



www.quantretail.com