



Effective use of space is the basis for success of any store.


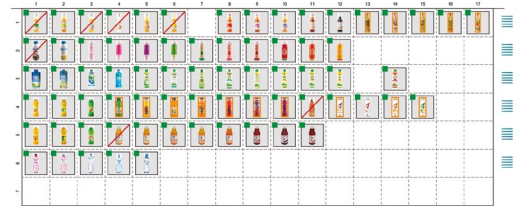
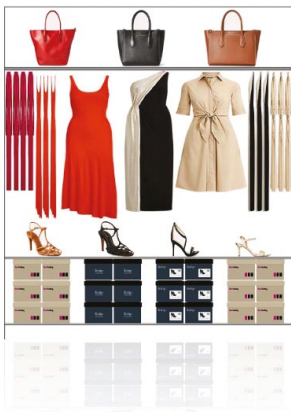
Planogram Software

Planograms are a proven tool for preparing and implementing a good retail plan. Quant is a great software for creating planograms based on sales and space data. With Quant, you will be able to make the right decisions in the field of visual merchandising and thus increase sales and customer satisfaction.



“In the end, the result was more than 24% increase of total sales and 8% increase for OTC placed products.”

**Katarina Milovanović / Category Manager
Dr.Max Serbia**



Get acquainted with the benefits of Quant

Easy to use and deploy

An intuitive user interface, an extensive set of online manuals, tutorial videos as well as direct user support are a guarantee that Quant will become a popular tool not only for new users but also for those with many years of experience with alternative software. Quant has one of the best user satisfaction ratings within the Retail Management Software category at G2.

Best value for money

Quant is a professional software for creating planograms at very affordable prices. As part of our practical pricing plans, we can offer a solution tailored to your needs, whether you are a small retailer, a multinational chain or a supplier.

Automatic planogram creation

Thanks to the unique concept of planogram templates, it is completely natural in Quant to automatically create planograms optimized according to sales, space and business criteria. Each store will receive planograms tailored to its layout with the number of articles corresponding to sales and logistics requirements.

Integrated solution

Quant Desktop allows you to solve not only micro space in the form of creating planograms but also macro space within one integrated, multi-user application thanks to the built-in management of store floor plans. However, this is just the beginning, with one click from Quant Desktop you can publish hundreds of planograms for your stores on the Quant Web.

Easy sharing and implementation control

Each store has access to its specially made planograms via the Quant Web. Publishing new planograms is a matter of seconds. Quant automatically visualizes the differences between the old and the new planogram. The store confirms each implementation, including optional photo documentation which is then compared with the planogram by Quant's artificial intelligence.

Support for different fixture types

Quant supports various fixture types starting with classic shelving systems, through atypical gondolas, freezers, hanging systems, display on tables or pallets.

Unlimited number of users

The Quant Premium pricing plan does not limit the number of users of the system and thus it encourages everyone within your organization to participate in the space & category management process. You will never have to face the dilemma of whether it pays off to use the possibilities of space planning software for the price of purchasing a license for other users.

Automatic data transfers

Thanks to the automation of data transfers between Quant and other company systems, you will save a lot of time and use the full potential of your data. It is possible to automatically send product and sales data, stock levels or prices to Quant. Because of that, Quant will enrich your ERP / BI systems with detailed information about product placement on store planograms. CSV / FTPS, RestAPI or replication SQL databases can be selected as the transfer technology.

Performance visualization

Quant offers many visualization tools, planogram views as well as planogram performance which makes decisions on changes easier.

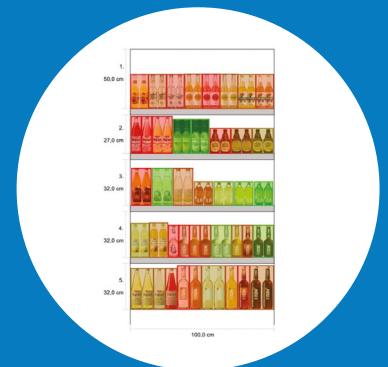
Unique features that will excite you



 Delta Planograms



 3D Visualisation



 Heat Maps a Labels